

Ministry of Agriculture and Fisheries

Crop Statistical Report Quarter 1, 2022

Multiplication, Distribution, Sales and Purchases of Planting Materials; Exports; Q1, 2022

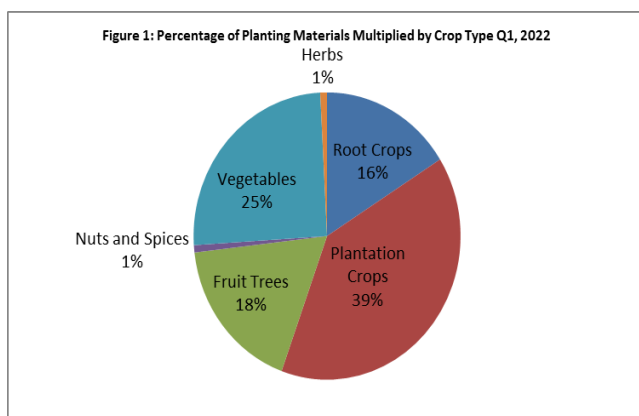
1. Introduction:

The Crops Division is one of the main technical divisions of the Ministry of Agriculture and Fisheries (MAF). One of its main activities is the multiplication and distribution of planting materials to farmers, based on demand and farmer needs. Through the administrative process of multiplication and distribution, valuable information are collected but had not been properly captured to provide timely data for policy formulation. They were only provided on ad hoc basis.

This report is an attempt to properly organise, tabulate and analyse the information collected for user's information and more importantly for MAF management for better policy formulation.

2. Multiplication:

Multiplication of planting materials aims to be distributed to farmers and for the MAF's use in demonstrating plots and research.



During the period under review, most of the planting materials multiplied were plantation crops which took more than thirty per cent (39%). Vegetables accounted for more than

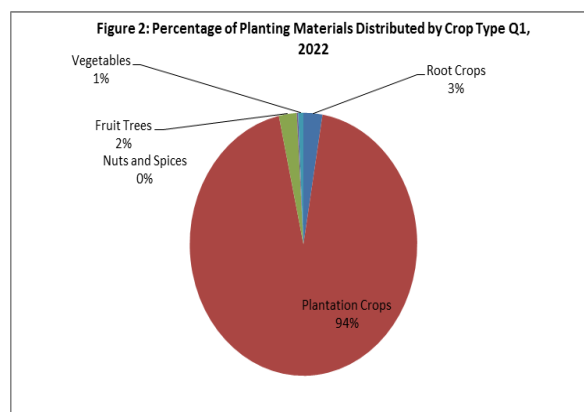
twenty per cent (25%) while root crops and fruit trees, nuts & spices accommodated the remaining thirty six per cent of the total multiplication of planting materials.

Cocoa was the main focus for the multiplication process during the period under review taking thirty nine of plantation crops, while tomato, eggplants, lettuce and capsicum holds approximately eighty per cent of Vegetables.

Generally, there was a slight increase of more than ten per cent (10%) in the number of planting materials multiplied in Q1 compared to Q4 2021.

Table 3 below summaries the various varieties of selected crops that had been multiplied in Q1, 2022.

3. Distribution:



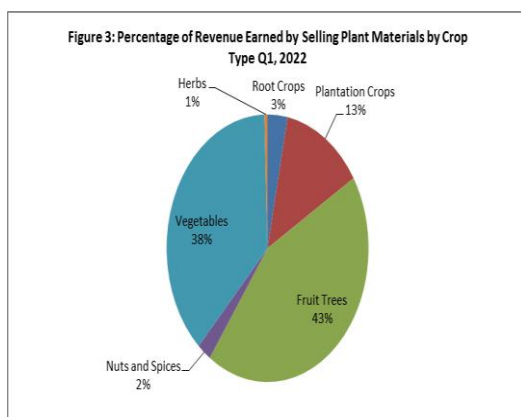
Distribution of planting materials was mainly in support of various projects implemented by the ministry.

Planting materials for Plantation Crops was the main crop type distributed. During the reference quarter, Plantation crops accounted for ninety four per cent.

As stated on table 4 below, planting materials for plantation crops accommodated only for Cocoa and Coconut.

In spite of that, cocoa and coconut dominated the distribution process for tree crops of almost hundred per cent (94%) being distributed, while Capsicum and eggplants held more than sixty per cent (62%) of the whole distribution of vegetables.

4. Sales and Purchases:



Planting materials multiplied were also available for sales to farmers from the main office at Nuu and the Crops division at the Salelologa office.

However, some planting materials were bought from farmers to accelerate the multiplication process.

According to Figure 3 above, the main source of earning was from selling of planting materials of Fruit Trees which accounted for more than forty per cent (43%); these fruit trees were mainly Tahitian lime, avocado, soursop, mangoes and dragon fruits seedlings.

Thirty eight percentages was from sales of planting materials of vegetables, whereas thirteen per cent from selling of plantation crops, only six per cent were shared by planting materials of root crops, nuts & spices and herbs during the reference quarter.

5. Export of Fresh and Frozen Taro:

Export of taro to overseas markets was recently been stimulated after the industry was affected by the taro leaf blight in the early 1990's.

Table 1 : Export of Fresh & Frozen Taro by Destination Q 2,3,4 & 1 2021_2022

Months	Destination	Fresh Taro			Frozen Taro	
		Number of Bags	Number of Taro	Total Weight (kg)	Destination	Total Weight (kg)
Q2		16991	332638	339454		129894
	NZ,USA, HAWAII				AUS/NZ/USA	
Q3		8496	167772	169163		16939
	NZ,USA, HAWAII				AUS/NZ/USA	
Q4		7459	147581	148433		37048
	NZ,USA, HAWAII				AUS/NZ/USA	
Q1		8398	169007	167543		31194
	NZ,USA, HAWAII					
Total		41,344	816,998	824,593		215,075

Taro destined for overseas markets had to go through vigorous checks at the Atele pack house or other pack houses that were certified by MAF and other government bodies to ensure that export standards are adhered to.

Table 1 indicated the total number of bags and the total weight of fresh and frozen taro being exported to different destinations. Such as New Zealand, Australia, USA and Hawaii in quarter 2, 3 4 from 2021 and quarter 1 2022. In fact, there's an increase in the number of fresh taro being exported in quarter 1 compared to quarter 4 of six per cent. Yet, frozen taro has recorded a decrease of eight per cent from quarter 4 to quarter 1 of the total number of frozen taro exported overseas.

6. Way Forward:

The Ministry's Agricultural Statistics Unit (ASU) will continue to assist the Crops Division staff in improving data quality and statistical skills through training. It is anticipated that ASU will produce a quarterly report in collaboration with the Crops Division which is the primary data source.

Table 2: Number of Planting Materials Multiplied by Type of Planting Material by Crop Type , Quarter 3,4 & 1 2021_2022

Crop Type	Crop Name	Suckers			Seedlings			Seeds			Trays			Cutting			Crafting			Airlayer			
		Q3	Q4	Q1	Q3	Q4	Q1	Q3	Q4	Q1	Q3	Q4	Q1	Q3	Q4	Q1	Q3	Q4	Q1	Q3	Q4	Q1	
Root Crops		2835	10	1060			24			1799				32020	10	1,300							
	Taro	2605		640						1790				0									
	Cassava	0												32,000		1,300							
	Sweet Potatoes	0												20	10								
	Taamu	120	10	320																			
	Coco-Yam	100		100																			
	Yam	10					24			9													
Fruit Trees					8220	4988	2594			1380				418	186		189	162	301	755		222	
	Abiu				767	594																	
	Avocado				40	108	231			30													
	Bread fruit				0	0								77									
	Mango				0	20	272			530													
	Papaya				1587	24																	
	Rambutan				122	5	949			820													
	Rollinia				662	882																	
	Sour sop				1346	1481																	
	Star fruit				428	0																	
	meyer lemon				2812	1844																	
	sweet orange																		6		25		
	tahitian lime				31													189	156	301	730		222
	guava				330	0	892																
	dragon fruit				0										341	186							
	cashew nut				95	30																	
walnut									165														
passion fruit						0			85														
Plantation Crops		136			68,586	92,738	10232												6				
	Cocoa				61,930	82,008	6762																
	Coffee				936		1000																
	Pineapple					20	50																
	Banana	136			0		0												6				
	Coconut				5,720	10,710	2420																
Nuts & Spices					266	15	192							521		22			20				
	Black Pepper				4		100							177									
	Chilli				51																		
	Ginger				131	15	92																
	Vanilla				0									200					20				
	Ava				0									144		22							
	Tumeri				80																		
Vegetables					17805	9185	6506				374	397	21										
	Capsicum				2776	1590	970																
	Chinese cabbage				1200	2110	178				239	180											
	Cucumber				1840	520	550																
	Eggplant				4236	1890	1390																
	Head Cabbage										135	47	21										
	Lettuce				945	460	820																
	Pumpkin				164	60	80																
	water melon				200	0	0																
	sweet corn				400	100	328																
	beans				663	220	170																
	Tomato				5381	2235	2020							170									
Herbs					468	90	213																
	Basil				170																		
	Coriander				100	90																	
	Parsley				33																		
	Spring onion				5																		
	Herb				160		213																
	Thyme				0																		
Total		2971	10	1060	95,345	107,040	21536	0	0	1380	374	397	21	32959	196	1,322	189	188	301	755	0	222	

Table 3: No. of Planting Materials of Selected Crops by Variety, Quarter 3,4 & 1- 2021_2022

Crop Name	Variety	Suckers			Seedlings			Airlayer			Trays		
		Q3	Q4	Q1	Q3	Q4	Q1	Q3	Q4	Q1	Q3	Q4	Q1
Taro		2605	0	640			1790						
	Cycle 9	0											
	Folasa	0											
	Samoa 1	0											
	Vave	430		100			1590						
	Cycle05	0											
	Salani	0		180									
	Taro Pauni	0											
	Fusi	575		120									
	Samoa 2	1600		240			200						
Breadfruit									77	0			
	Aveloloa								17	0			
	Fiti								0	0			
	Maafala								0	0			
	Manua								49	0			
	Maopo								0	0			
	Momolega								0	0			
	Puou								0	0			
	Uluea								0	0			
	Ulu Hawaii								0	0			
	Ulu Tala								11	0			
	Ulusina								0	0			
	Ulu Falaoa								0	0			
Cocoa					61,930	82,008	67,662						
	Samoa				0	0	0						
	Trinitario				61,930	82,008	67,662						
Capsicum					2776	1590	970						
	sweet pepper				0	0	0						
	Roma				150	0	0						
	Califonia				1380	1260	0						
	yellow wonder				0	0	250						
	Yolo wonder				1246	330	720						
Chinese Cabbage					1200	2110					239	180	178
	Pak choy				1200	2110					239	168	137
	Salader										0	12	11
	chinese variety										0	0	0
	kwang moon										0	0	0
	Green stem										0	0	30
Cucumber					1840	520	550						
	Bonanza				0	0	0						
	Slice master					0	0						
	Local				0	520	0						
	Zipangu					0	0						
	Money Maker				1840	0	550						
Eggplant					4236	1890	1390						
	Black beauty				1140	0	0						
	florida				0	0	0						
	local				916	0	0						
	Pritam (New variety)				1730	1890	1390						
	Early long				450	0	0						
Head Cabbage											135	47	21
	F-S-Cross										0	0	0
	KK- Cross										135	47	21
	Chinese variety										0	0	0
	Pacific Green										0	0	0
Lettuce					945	460	820						
	Tropical				845	460	100						
	red rapid				0	0	0						
	Seven wonder				100	0	720						
Pumpkin					164	60	80						
	Queensland				0	0	0						
	Auro				84	0	80						
	Samoa Auro				80	60	0						
	Panderosa				0	0	0						
Tomato					5381	2235	2020					170	
	Beef Stake				0	0	0						
	Head Master				0	0	0						
	Alafua				0	0	280						
	raising sun				465	80	0						
	real gold				0	0	0						
	Roma				4666	1805	1740					170	
	tropical				250	350	0						
Total		2605	0	640	78,472	90,873	75,282	26	77	0	374	397	199

Table 4: Number of Planting Materials Distributed by Type of Planting Material by Crop and Crop Type, Quarter 3,4 & 1- 2021_2022

Crop Type	Crop Name	Seedlings			Trays			Suckers			Crafting			
		Q3	Q4	Q1	Q3	Q4	Q1	Q3	Q4	Q1	Q3	Q4	Q1	
Root Crops			532	40				215	2740	600		2700	300	
	Taamu							0						
	sweet potatoes							0						
	cassava											2700	300	
	Yam		532	40										
	Taro							215	2740	600				
Fruit Trees		381	1227	870								17	163	20
	Abiu	43	207	105										
	Avocado	70	442	195										
	Cashew nut	0	0											
	Guava	5	0	50										
	Mango	32	1											
	Passion Fruit	10												
	Rambutan	25	219	55										
	Rollinia	34	15	50										
	meyer Lemon	13	15											20
	Soursop	63	163	205										
	Star fruit	25	20	50										
	Tahitian Lime	15	129	160								17	163	
	Breadfruit	1	0											
	sweet orange	0	0											
	papaya	23	14											
Water Melon	22	2												
Plantation Crops		28013	90714	32875							7			
	Banana	0	0	0							7			
	Coffee	100	0	0										
	Cocoa	24,907	83,294	30,510										
	Coconut	3006	7420	2365										
Nuts & Spices		115	30	68										
	Black Pepper	85	10	0										
	Chilli	0	0	0										
	Ginger	30	10	68										
	Onion	0	0	0										
	ava	0		0										
	Tumeric	0	10	0										
Vanila	0	0	0											
Vegetables		4231	1185	259	13	2	2							
	Beans	83	53											
	capicum	3321	228	94										
	celery	0												
	Chinese Cabbag	8	2	0	2		2							
	Cucumber	83	160											
	Eggplant	252	336	89										
	Head cabbage				8	2								
	Kang Kong	0	0											
	Lettuce	43	55	20	3									
	Pumkin	51	7											
	Spring onion	4	0											
	Sweet Corn	78	33	11										
	Tomatoes	308	311	45										
Water Melon	0	0	0											
Herb		57	77											
	Herbs	0	0											
	Parsley	14	5											
	Coriander	34	42											
	Basil	9	30											
Total		32,797	93,765	34,112	13	2	2	215	2740	607	17	2863	20	

Table 5: Number of Planting Materials Distributed for Main Crop by Variety for Selected Crops, Quarter 3,4 & 1-2021_2022							
Crop Name	Variety	Seedlings			Suckers		
		Q3	Q4	Q1	Q3	Q4	Q1
Abiu		43	207	105			
	Z-2	43	207	105			
	Z-4	0	0	0			
Avocado		70	442	195			
	Avocado	70	442	195			
Black Pepper		85	10	0			
	Black Pepper	85	10	0			
Breadfruit		1	0	0			
	Fiti	0	0	0			
	Hawaii	0	0	0			
	Maafala	1	0	0			
	Puou	0	0	0			
	Sina	0	0	0			
Cocoa		23640	83294	30510			
	Local	950	0	0			
	Trinitario	22690	83294	30510			
Eggplant		244	336	89			
	black beauty	136	12	39			
	Pritam(new variety)	44	324	50			
	Local	58	0	0			
	Early long	6	0	0			
Ginger		30	10	68			
	Local	30	10	68			
Rambutan		0	219	55			
	rambutan	0	0	55			
	R156 red	0	219	0			
Rollinia		34	15	50			
	Rollinia	34	15	50			
Tomato		304	311	45			
	Alafua Large	2	0	0			
	Roma	176	278	45			
	Cherry	1	0	0			
	tropical	1	33	0			
	Raising sun	124	0	0			
Vanilla		0					
	Vanilla	0	0	0			
Coconut		3006	7420	2365			
	Hybrid	0	0	0			
	samoan tall	3006	7420	2365			
	Local	0	0	0			
Taro					215	2740	600
	Fusi				0	0	
	Salani						
	Folasa						
	Vave				0	440	600
	Cycle 9						
	MIX- (Sam2/Fusi)				0		
	Export (Variety)					2300	
	Samoa 2				215		
Total		27,457	92,264	33,482	215	2740	600

